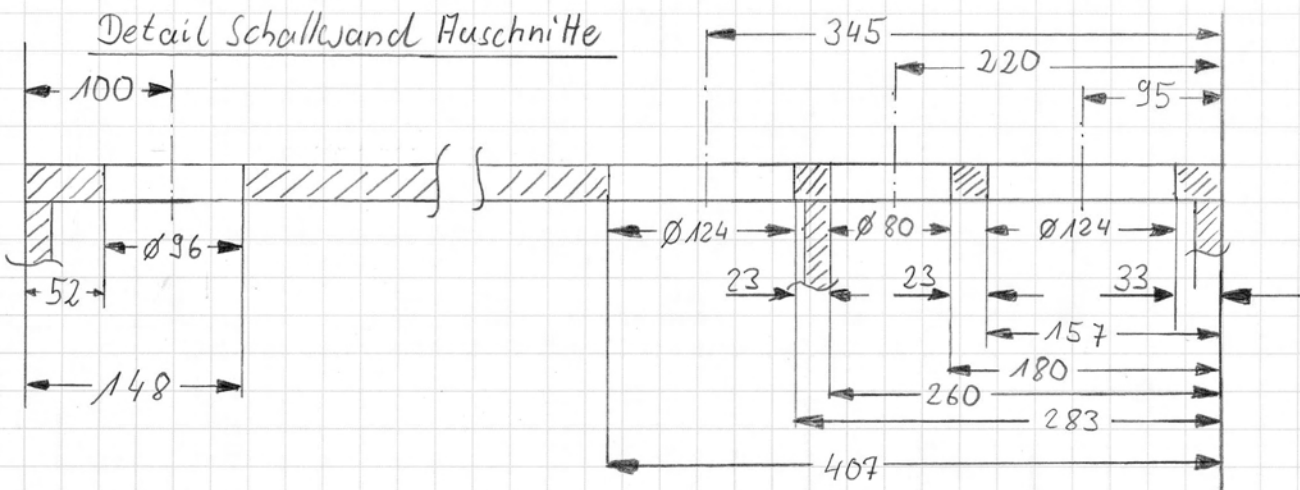
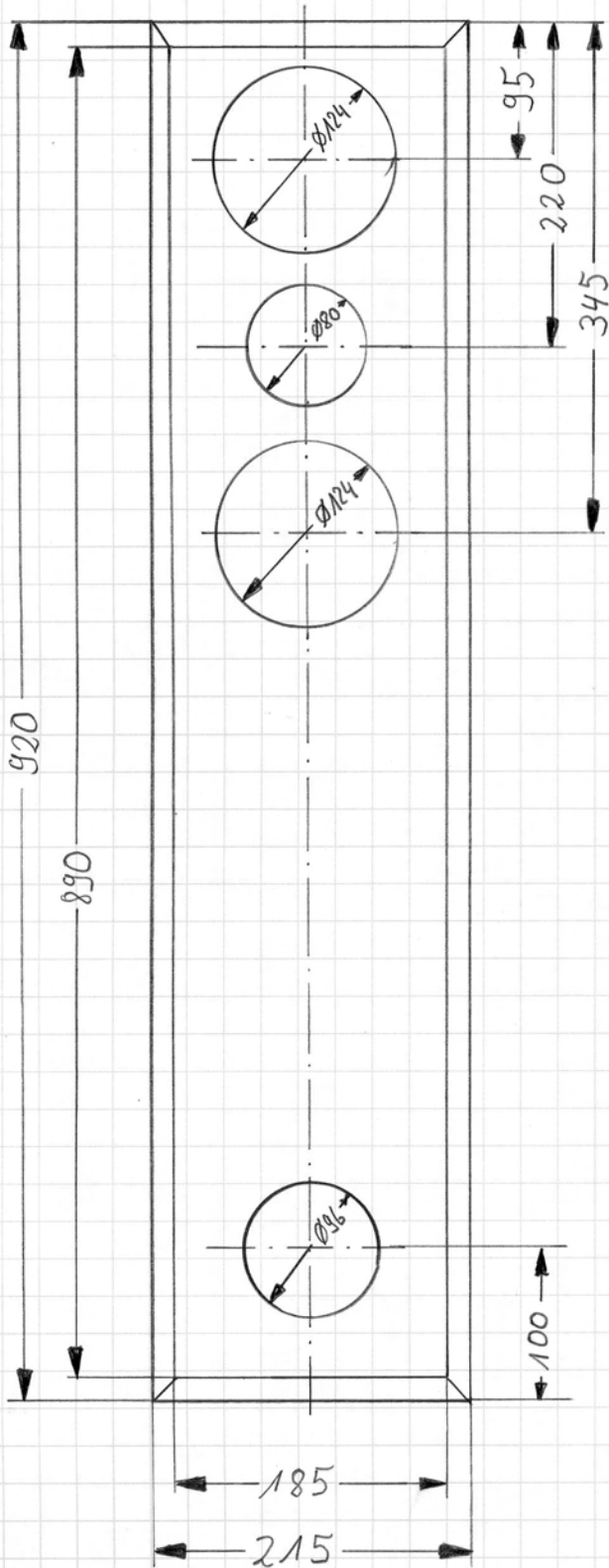


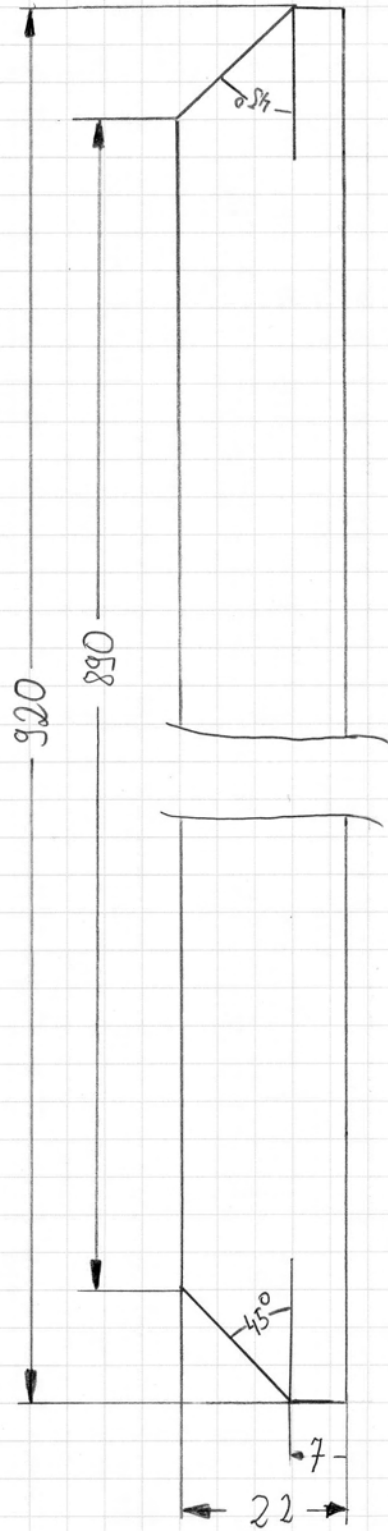
- | | | |
|--------------------------|--------------|---|
| MDF 22mm : Schallwand | 215 x 920 mm | (4 Seiten 45° 15mm
angefast auf 185 x 890mm) |
| MDF 19mm : 2 Seitenteile | 209 x 920 mm | |
| 1 Rückwand | 215 x 920 mm | |
| 2 Deckel | 177 x 209 mm | |
| 1 Gehäusestabilit. | 177 x 209 mm | |
| 1 " | 241 x 177 mm | |
| 1 " | 622 x 177 mm | |
| 4 Streben | 30 x 82 mm | |
| 3 Streben | 30 x 108 mm | |



M = 1:5



M = 1:1
Seitenansicht



Holzzuschnitt

Holz	Anzahl	Maße
MDF 22mm	2x	215mm x 920mm 45° angefast
MDF 19mm	2x	215mm x 920mm
	4x	209mm x 920mm
	6x	177mm x 209mm
	2x	177mm x 241mm
	2x	177mm x 622mm
	6x	30mm x 108mm
	6x	30mm x 82mm